



# Diesel Generator Set QSK23 Series Engine

600 kW - 800 kW 60 Hz  
Standby



## Description

Cummins® commercial generator sets are fully integrated power generation systems providing optimum performance, reliability and versatility for stationary Standby and Prime Power applications.

## Features

**Cummins heavy-duty engine** - Rugged 4-cycle, industrial diesel delivers reliable power, low emissions and fast response to load changes.

**Alternator** - Several alternator sizes offer selectable motor starting capability with low reactance 2/3 pitch windings, low waveform distortion with non-linear loads and fault clearing short-circuit capability.

**Permanent Magnet Generator (PMG)** - Offers enhanced motor starting and fault clearing short circuit capability.

**Circuit breakers** - Option for manually-and/or electrically-operated circuit breakers.

**Control system** - The PowerCommand® electronic control is standard equipment and provides total genset system integration including automatic remote starting/stopping, precise frequency, and voltage regulation, alarm and status message display, AmpSentry™ protection, output metering, auto-shutdown at fault detection and NFPA 110 Level 1 compliance.

**Peer-to-peer paralleling** - For applications where two or more generators with PowerCommand 3.3 control can be combined with an electrically operated circuit breaker and a combination of transfer switch(s).

**Cooling system** - Standard integral set-mounted radiator system, designed and tested for rated ambient temperatures, simplifies facility design requirements for rejected heat.

**Enclosures** - Optional weather protective and sound attenuated enclosures are available.

**NFPA** - The genset accepts full rated load in a single step in accordance with NFPA 110 for Level 1 systems.

**Warranty and service** - Backed by a comprehensive warranty and worldwide distributor network.

Model	Standby rating	Prime rating	Continuous rating	Data sheets
	60 Hz kW (kVA)	60 Hz kW (kVA)	60 Hz kW (kVA)	60 Hz
DQCA	600 (750)	545 (681)		D-3352
DQCB	750 (938)	680 (850)		D-3353
DQCC	800 (1000)	725 (906)		D-3354

## Generator Set Specifications

Performance class	Genset models have been tested in accordance with ISO 8528-5. Consult factory for transient performance information.
Voltage regulation, no load to full load	± 0.5%
Random voltage variation	± 0.5%
Frequency regulation	Isochronous
Random frequency variation	± 0.25%
Electromagnet Compatibility Performance	Emissions to EN 61000-6-2:2005 Immunity to EN 61000-6-4:2007+A1:2011

## Engine Specifications

Bore	169.9 mm (6.69 in)
Stroke	169.9 mm (6.69 in)
Displacement	23.15 liters (1413 in <sup>3</sup> )
Configuration	Cast iron, in line 6 cylinder
Battery capacity	1600 amps minimum at ambient temperature of 0 °C to 10 °C (32 °F to 50 °F)
Battery charging alternator	35 amps
Starting voltage	24 volt, negative ground
Fuel system	Direct injection: number 2 diesel fuel, fuel filter, automatic electric fuel shutoff
Fuel filter	Spin-on fuel filters with water separator
Air cleaner type	Dry replaceable element with restriction indicator
Lube oil filter type(s)	Fleet guard dual venturi spin-on, combination full flow and bypass filters
Standard cooling system	High ambient radiator

## Alternator Specifications

Design	Brushless, 4 pole, drip proof, revolving field
Stator	2/3 pitch
Rotor	Single bearing flexible disc
Insulation system	Class H
Standard temperature rise	125 °C Standby at 40 °C ambient
Exciter type	Permanent Magnet Generator (PMG)
Phase rotation	A (U), B (V), C (W)
Alternator cooling	Direct drive centrifugal blower fan
AC waveform Total Harmonic Distortion (THDV)	< 5% no load to full linear load, < 3% for any single harmonic

## Available Voltages

### 60 Hz Line-Neutral/Line-Line

- |           |           |           |           |
|-----------|-----------|-----------|-----------|
| • 110/190 | • 127/220 | • 230/380 | • 277/480 |
| • 115/200 | • 139/240 | • 240/416 | • 347/600 |
| • 120/208 | • 220/380 | • 255/440 |           |

Note: Consult factory for other voltages.

## Generator Set Options and Accessories

### Engine

- 208/240/480 V coolant heater for ambient above 4.5 °C (40 °F)
- Fuel/water separator
- Heavy duty air cleaner

### Alternator

- 80 °C rise
- 105 °C rise
- 125 °C rise

- 120/240 V anti-condensation heater
- Temperature sensor - alternator bearing RTD

### Control panel

- PC3.3
- PC3.3 with MLD
- 120/240 V 100 W control anti-condensation heater
- Ground fault indication
- Remote fault signal package
- Run relay package

- Run time display

### Cooling system

- 50 °C ambient

## Generator Set Options and Accessories (continued)

### Exhaust system

- Industrial grade exhaust silencer (12 to 18 dBA)
- Residential grade exhaust silencer (18 to 25 dBA)
- Critical grade exhaust silencer (25 to 35 dBA)
- Super critical exhaust silencer (35 to 45 dBA)

### Generator set

- AC entrance box
- Battery
- Battery rack with hold-down
- Circuit breaker - set mounted
- Remote annunciator panel
- Spring isolators

- 2 year warranty
- 5 year warranty
- 10 year major components warranty

Note: Some options may not be available on all models - consult factory for availability.

## PowerCommand 2.3 – Control system



**PowerCommand 2.3 control** - An integrated generator set control system providing voltage regulation, engine protection, generator protection, operator interface, and isochronous governing (optional).

**Control** - Provides battery monitoring and testing features and smart-starting control system.

**InPower™** - PC based service tool available for detailed diagnostics.

**PCCNet RS485** - Network interface (standard) to devices such as remote annunciator for NFPA 110 applications.

**Control boards** - Potted for environmental protection.

**Ambient operation** - Suitable for operation in ambient temperatures from -40 °C to +70 °C and altitudes to 13,000 feet (5000 meters).

**Prototype tested** - UL, CSA, and CE compliant.

### AC protection

- AmpSentry protective relay
- Over current warning and shutdown
- Over and under voltage shutdown
- Over and under frequency shutdown
- Over excitation (loss of sensing) fault
- Field overload
- Overload warning
- Reverse kW shutdown
- Reverse Var shutdown
- Short circuit protection

### Engine protection

- Overspeed shutdown
- Low oil pressure warning and shutdown
- High coolant temperature warning and shutdown
- Low coolant level warning or shutdown
- Low coolant temperature warning
- High, low and weak battery voltage warning
- Fail to start (over crank) shutdown
- Fail to crank shutdown
- Redundant start disconnect
- Cranking lockout

- Sensor failure indication
- Low fuel level warning or shutdown
- Fuel-in-rupture-basin warning or shutdown

### Operator/display panel

- Manual off switch
- 128 x 128 alpha-numeric display with push button access for viewing engine and alternator data and providing setup, controls and adjustments (English or international symbols)
- LED lamps indicating generator set running, not in auto, common warning, common shutdown, manual run mode and remote start
- Suitable for operation in ambient temperatures from -20 °C to +70 °C

### Alternator data

- Line-to-Neutral AC volts
- Line-to-Line AC volts
- 3-phase AC current
- Frequency
- kVA, kW, power factor

### Engine data

- DC voltage
- Lube oil pressure
- Coolant temperature

### Other data

- Generator set model data
- Start attempts, starts, running hours
- Fault history
- RS485 Modbus® interface
- Data logging and fault simulation (requires InPower service tool)
- Total kilowatt hours
- Load profile

### Digital governing (optional)

- Integrated digital electronic isochronous governor
- Temperature dynamic governing

### Digital voltage regulation

- Integrated digital electronic voltage regulator
- 3-phase Line-to-Line sensing
- Configurable torque matching
- Fault current regulation under single or three phase fault conditions

### Control functions

- Time delay start and cool down
- Glow plug control (some models)
- Cycle cranking
- PCCNet interface
- (4) Configurable inputs
- (4) Configurable outputs
- Remote emergency stop
- Battle short mode
- Load shed
- Real time clock with exerciser
- Derate

### Options

- Auxiliary output relays (2)
- 120/240 V, 100 W anti-condensation heater
- Remote annunciator with (3) configurable inputs and (4) configurable outputs
- PMG alternator excitation
- PowerCommand for Windows® remote monitoring software (direct connect)
- AC output analogue meters
- PowerCommand 2.3 and 3.3 control with AmpSentry protection

For further detail on PC 2.3, see document S-1569.

For further detail on PC 3.3, see document S-1570.

## Ratings Definitions

### Emergency Standby Power (ESP):

Applicable for supplying power continuously to varying electrical loads for the duration of power interruption of a reliable utility source. Emergency Standby Power (ESP) is in accordance with ISO 8528 and ISO 3046-1, obtained and corrected in accordance with ISO 15550).

### Limited-Time Running Power (LTP):

Applicable for supplying power to a constant electrical load for limited hours. Limited-Time Running Power (LTP) is in accordance with ISO 8528.

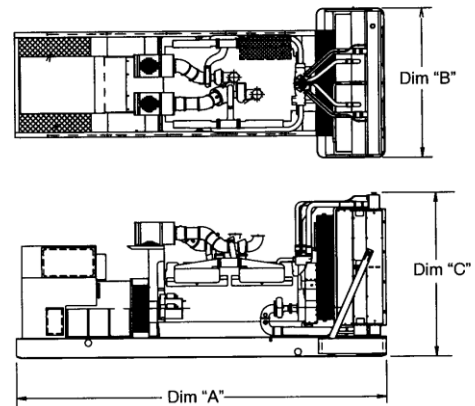
### Prime Power (PRP):

Applicable for supplying power to varying electrical loads for unlimited hours. Prime Power (PRP) is in accordance with ISO 8528. Ten percent overload capability is available in accordance with ISO 3046-1. Data shown above represents gross engine performance and capabilities as per ISO 3046-1, obtained and corrected in accordance with ISO 15550.

### Base Load (Continuous) Power (COP):

Applicable for supplying power continuously to a constant load up to the full output rating for unlimited hours. No sustained overload capability is available for this rating. Consult authorized distributor for rating. (Equivalent to Continuous Power in accordance with ISO 8528 and ISO 3046-1, obtained and corrected in accordance with ISO 15550).

This rating is not applicable to all generator set models.



This outline drawing is for reference only. See respective model data sheet for specific model outline drawing number.

**Do not use for installation design**

## Dimensions and Weights with Standard Cooling System

Model	Dim 'A' mm (in.)	Dim 'B' mm (in.)	Dim 'C' mm (in.)	Set weight* dry kg (lbs)	Set weight* wet kg (lbs)
DQCA	4395.4 (173)	1855.5 (73)	2065.7 (81)	6075 (13395)	6337 (13973)
DQCB	4395.4 (173)	1855.5 (73)	2065.7 (81)	6075 (13395)	6337 (13973)
DQCC	4395.4 (173)	1855.5 (73)	2065.7 (81)	6075 (13395)	6337 (13973)

## Dimensions and Weights with Optional Cooling System with Seismic Feature Codes L228-2 and/or L225-2

Model	Dim 'A' mm (in.)	Dim 'B' mm (in.)	Dim 'C' mm (in.)	Set weight* dry kg (lbs)	Set weight* wet kg (lbs)
DQCA	4395.4 (173)	1715 (68)	2060.1 (81.1)	6377 (14061)	6518 (14372)
DQCB	4395.4 (173)	1715 (68)	2060.1 (81.1)	6377 (14061)	6518 (14372)
DQCC	4395.4 (173)	1715 (68)	2060.1 (81.1)	6377 (14061)	6518 (14372)

\* Weights represent a set with standard features. See outline drawings for weights of other configurations.

**For more information contact your local Cummins distributor  
or visit [power.cummins.com](http://power.cummins.com)**




**Our energy working for you.™**



©2022 Cummins Inc. All rights reserved. Cummins is a registered trademark of Cummins Inc. PowerCommand, AmpSentry, InPower and "Our energy working for you." are trademarks of Cummins Inc. Other company, product, or service names may be trademarks or service marks of others. Specifications are subject to change without notice.  
S-1551 (07/22)

## Codes and Standards

Codes or standards compliance may not be available with all model configurations – consult factory for availability.

<p><b>ISO 9001</b> <b>ISO 14001</b> <b>ISO 45001</b></p>	<p>This product was manufactured in a facility whose quality management system is certified to ISO 9001 and its Health Safety Environmental Management Systems certified to ISO 14001 and ISO 45001.</p>		<p>This product is listed to UL 2200, Stationary Engine Generator Assemblies.</p>
	<p>The Prototype Test Support (PTS) program verifies the performance integrity of the generator set design. Cummins products bearing the PTS symbol meet the prototype test requirements of NFPA 110 for Level 1 systems.</p>	<p><b>U.S. EPA</b></p>	<p>Engine certified to Stationary Emergency U.S. EPA New Source Performance Standards, 40 CFR 60 subpart IIII Tier 2 exhaust emission levels. U.S. applications must be applied per this EPA regulation.</p>
	<p>All genset models are available as CSA certified to CSA C22.2 No.100.</p>	<p><b>International Building Code</b></p>	<p>The generator set package is available certified for seismic application in accordance with International Building Code.</p>