



Rental Power QSL9 series engine

250 kVA - 300 kVA 50 Hz
225 kW - 275 kW 60 Hz



Description

This Cummins® commercial generator set is a fully integrated power generation system, providing optimum performance, reliability, and versatility for Prime Power.

Cummins heavy-duty engine - Rugged 4-cycle industrial diesel delivers reliable power, low emissions and fast response to load changes.

Permanent Magnet Generator (PMG) - Offers enhanced motor starting and fault clearing short circuit capability.

Alternator - Low reactance 2/3 pitch windings; low waveform distortion with non-linear loads, fault clearing short-circuits capability, and class H insulation.

Cooling system - Standard integral set-mounted radiator system, designed and tested for rated ambient temperatures.

Control system - The PowerCommand® electronic control is standard equipment and provides total system integration, including auto remote start/stop, alarm and status message display.

Enclosures - Sound-attenuated with built in fork pockets and easy access to serviceable items including controls, cable entry and radiator.

Warranty - Backed by a comprehensive warranty and worldwide distributor network.

Model	Standby rating		Prime rating		Emissions compliance	Controller	Data sheet
	50 Hz kVA (kW)	60 Hz kW (kVA)	50 Hz kVA (kW)	60 Hz kW (kVA)			
C250 D2R	275 (220)	250 (313)	250 (200)	225 (281)	EU SIIIA	1.2/3.3	DS207-CPGK
C300 D2R	330 (264)	300 (375)	300 (240)	275 (344)	EU SIIIA	3.3	EMEAD-5560

Generator set specifications

Governor regulation class	ISO 8528
Voltage regulation, no load to full load	± 1%
Random voltage variation	± 1%
Frequency regulation	Isochronous
Random frequency variation	± 0.5%
EMC compatibility	BS EN61000-6-4 / BS EN61000-6-2

Engine specifications

Design	4 cycle, in-line, turbocharged, charge air-cooled
Bore	114 mm
Stroke	145 mm
Displacement	8.8 L
Cylinder block	Cast iron, 6 cylinder
Battery capacity	100 AH
Battery charging alternator	70 Amps
Starting voltage	24 Volt, negative ground
Fuel system	Direct injection
Fuel filter	Spin on fuel filters with water separator
Air cleaner type	Dry replaceable element
Lube oil filter type(s)	Spin on full flow filter
Standard cooling system	50 °C ambient radiator

Alternator specifications

Design	Brushless, single bearing, revolving field
Stator	2/3 pitch
Rotor	Single bearing, flexible disc
Insulation system	Class H
Standard temperature rise	Prime 125 °C temp rise @ 40 °C ambient Standby 163 °C temp rise @ 27 °C ambient
Exciter type	Self-excited or separately excited by PMG
Phase rotation	A (U), B (V), C (W)
Alternator cooling	Direct drive centrifugal blower fan
AC waveform total harmonic distortion (THDV)	No load <1.5%. Non distorting balanced linear load <5%
Telephone influence factor (TIF)	< 50% per NEMA MG1-122.43
Telephone harmonic factor (THF)	< 2%

Available voltages

50 Hz Line – Neutral/Line - Line		60 Hz Line – Neutral/Line - Line	
• 255/440	• 115/200	• 277/480	• 139/240
• 240/416	• 110/190	• 266/460	• 133/230
• 230/400	• 127/220	• 255/440	• 127/220
• 220/380		• 240/416	• 120/208

Generator set options*

Engine

- Heavy duty air cleaner
- Water jacket heater 240 V – with connector plug

Enclosure

- Sound attenuated canopy
- Earthing studs on each corner
- Power receptacle socket options
- Easy cleaning access to radiator
- Built-in lifting points and forklift pockets

Fuel tank

- Low fuel level warning or shutdown
- High fuel level warning

- Three way fuel valve with quick connects
- Fuel capacity: 1332 L – 110% bundled

Control panel

- PowerCommand 1.2 or 3.3
- Auto-start on panel
- Shutdown audible alarm
- Switchable earth fault shutdown
- Accessible neutral-earth link
- Circuit breaker door open switch

Circuit breaker

- 4 pole main circuit breaker
- Motorised 4 pole circuit breaker with 3.3 control
- Aux contacts and trip alarm
- Shunt trip – 24 V DC

Alternator

- Alternator heater – 240 V – with connector plug
- Exciter voltage regulator (PMG)

Warranty

- One year base – unlimited hours

Battery and charger

- Set mounted charger – 240 V, 5 A – with connector plug
- Maintenance free – gel batteries
- Battery disconnect switch

*Note: Some options may not be available on all models - consult factory for availability.

PowerCommand 1.2 control system

The PowerCommand control system is an integrated microprocessor based generator set control system providing voltage regulation, engine protection, alternator protection, operator interface and isochronous governing. Refer to document S-1567 for more detailed information on the control.



Major features include:

- Power management – Control function provides battery monitoring and testing features and smart starting control system.
- Digital voltage regulation – Single phase full wave SCR type regulator.
- Communications interface – Control comes standard with PCCNet and Modbus interface.
- Regulation compliant – Prototype tested: CE, UL, and CSA compliant.
- Service - InPower™ PC-based service tool available for detailed diagnostics, setup, data logging and fault simulation.
- Easily upgradeable – PowerCommand controls are designed with common control interfaces.
- Reliable design – The control system is designed for reliable operation in harsh environment.).

Operator panel features

- 128 x 128 pixels graphic LED backlight LCD
- Auto, manual, start, stop, fault reset and lamp test/panel lamp switches.
- Alpha-numeric display with pushbuttons.
- LED lamps indicating genset running, remote start, not in auto, common shutdown, common warning, manual run mode, auto mode and stop mode.
- Multiple language support.

Alternator data

- Line-to-Neutral and Line-to-Line AC volts
- 3-phase AC current
- Frequency
- kVA (three phase and total)

Engine data

- DC voltage
- Engine speed
- Lube oil pressure
- Coolant temperature

Other data

- Genset model data
- Start attempts, starts, running hours, kVA hours
- Fault history and control hours time stamp for up to 10 events
- Data logging and fault simulation (requires InPower).

Standard control functions

Digital governing

- Integrated digital electronic isochronous governor
- Temperature dynamic governing
- Configurable inputs: Control includes (4) input signals from customer

Digital voltage regulation

- Integrated digital electronic voltage regulator
- Line to line voltage sensing
- Configurable torque matching DeepSea electronics 7310 option

Engine protection

- Battery voltage monitoring and protection
- Overspeed shutdown
- Low oil pressure warning and shutdown
- High/low coolant temperature warning or shutdown
- Low coolant level warning or shutdown
- Fail to start (overcrank) shutdown
- Fail to crank shutdown
- Cranking lockout
- Sensor failure indication

- Low fuel level warning or shutdown (optional)
- Fuel-in-rupture-basin warning or shutdown (optional)
- Full authority electronic engine protection
- Battle short to allow some shutdown faults to be bypassed
- Control functions
- Time delay start and cool down
- Cycle cranking
- Configurable inputs (4) and outputs (2)
- Remote emergency stop

Optional PowerCommand 3.3 control system

The PowerCommand 3.3 has the following additional features and benefits over the PowerCommand 1.2. Refer to document S-1570 for more detailed information on the control.



- AmpSentry – Includes integral AmpSentry protection, which provides a full range of alternator protection functions that are matched to the alternator provided.
- Advanced voltage regulation – Three phase full wave FET type regulator for stable operation with all load types.
- Paralleling control function with isolated bus or utility
- Digital power transfer control – Provides load transfer operation in open transition, closed transition, or soft ramping transfer modes..

Operator panel features

- 320 x 240 pixels graphic LED backlight LCD
- In addition to the 1.2 functions, the operator panel displays paralleling breaker status and provides for direct control of the paralleling breaker.
- Data logs – Includes engine run time, controller on time, number of start attempts, total kilowatt hours, and load profile
- Fault history – Provides a record of the most recent fault conditions with control date and time stamp for up to 32 events
- Real time clock for fault and event time stamping
- Exerciser clock and time of day start/stop initiate a test with or without load, or a Base Load or Peak Shave session
- Alternator data includes kW, kvar, power factor kVA (three phase and total)

Paralleling control functions

- First Start Sensor System selects first genset to close to bus
- Phase Lock Loop Synchronizer with voltage matching
- Sync check relay
- Isochronous kW and kVar load sharing
- Load govern control for utility paralleling
- Extended Paralleling (baseload/peak shave) Mode
- Digital power transfer control, for use with a breaker pair to provide open transition, closed transition, ramping closed transition, peaking and base load functions.

Ratings definitions

Emergency Standby Power (ESP):

Applicable for supplying power to varying electrical load for the duration of power interruption of a reliable utility source. Emergency Standby Power (ESP) is in accordance with ISO 8528. Fuel Stop power in accordance with ISO 3046, AS 2789, DIN 6271 and BS 5514.

Limited-Time running Power (LTP):

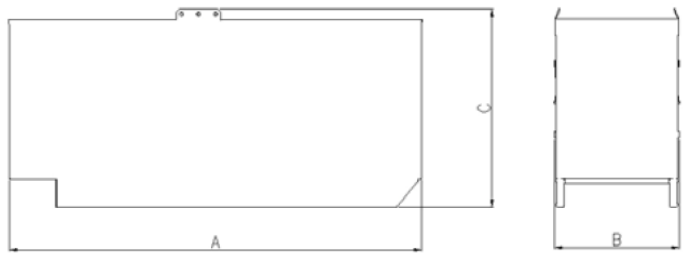
Applicable for supplying power to a constant electrical load for limited hours. Limited-Time Running Power (LTP) is in accordance with ISO 8528.

Prime power (PRP):

Applicable for supplying power to varying electrical load for unlimited hours. Prime Power (PRP) is in accordance with ISO 8528. Ten percent overload capability is available in accordance with ISO 3046, AS 2789, DIN 6271 and BS 5514.

Base load (Continuous) power (COP):

Applicable for supplying power continuously to a constant electrical load for unlimited hours. Continuous Power (COP) in accordance with ISO 8528, ISO 3046, AS 2789, DIN 6271 and BS 5514.



This outline drawing is to provide representative configuration details for Model series only.



See respective model data sheet for specific model outline drawing number.

Do not use for installation design

Model	Dim 'A' (mm)	Dim 'B' (mm)	Dim 'C' (mm)	Set weight dry* (kg)	Set weight wet* (kg)
C250 D2R	4.37	1.43	2.50	4369	4421
C300 D2R	4.37	1.43	2.50	4666	4718

* Note: Weights represent a set with standard features. See outline drawings for weights of other configurations.

Codes and standards

	This generator set is designed in facilities certified to ISO 9001 and manufactured in facilities certified to ISO 9001 or ISO 9002.	2000/14/EC	All enclosed products are designed to meet or exceed EU noise legislation 2000/14/EC step 2006.
	This generator set is available with CE certification.	ISO 8528	This generator set has been designed to comply with ISO 8528 regulation

For more information contact your local Cummins distributor or visit power.cummins.com

Our energy working for you.™

