



Rental Power 1000 kW



Description

This Cummins® rental package is a fully integrated mobile power generation system, providing optimum performance, reliability, and versatility for standby and prime power applications.

The package utilizes custom designed switchgear to meet robust customer requirements. This switchgear provides reconnectable voltage via a link board design, automatic start/stop control and easy connection to existing installations.

Features

Cummins diesel engines

- Rugged 4-cycle industrial diesel delivers reliable power and fast response to load changes.
- Equipped with heavy duty air cleaners, bypass-type oil filters and dual-element fuel/water separator filtration system with 4-way valve.
- Includes jacket water heaters for more reliable operation in emergency standby applications.

Control system

- The most advanced, reliable, and capable generator set control system available with parallel and Masterless Load Demand (MLD) capabilities
- Integrated generator set providing precise frequency and voltage regulation, alarm and status message display in one easy-to-operate customer interface.
- Auto shutdown at fault detection.

Stamford alternators

- Designed and built by Cummins Generator Technologies.
- Voltage - 480/208 VAC standard (600 VAC optional).
- Alternators designed for improved motor starting.
- Permanent magnet excitation for improved performance in cyclic and non-linear load applications.

Rental package enclosure

- Designed for serviceability access.
- Optimized fuel capacity.
- Fluid containment design for greater environmental protection.
- Sound attenuated to minimize impact on local environment.
- Vertical cooling air and engine exhaust path to minimize sound level adjacent to the container.
- Equipped with 24 VDC lighting.
- Unit has paralleling capabilities at 480 and 600 VAC only.
- Utility grade breaker.
- Shore power 100 amp service breaker panel – single phase 120/240 VAC: (2) 30 amp breakers (1 for each coolant heater) – 240 VAC (26.75 amp = 6420 watts for the heater). (1) 15 amp breaker – 120 VAC (GFIs), (1) 15 amp breaker – 120 VAC (battery charger).

Options

Cold weather package (includes):

- Additional diesel fired block heater
- Battery heating pad
- Floor insulation
- Actuated louver control
- Transport Canada UN31A certified fuel tank

Model	Voltages (V)	Standby Rating		Prime Rating		Engine model	Alternator model	Generator* Specification Sheet (Ref)
		60 Hz kW (kVA)	50 Hz kW (kVA)	60 Hz kW (kVA)	50 Hz kW (kVA)			
C1000D6RG	208/480	1000 (1250)		900 (1125)		QST30-G5	HCI634K	S-1508
	600	1000 (1250)		900 (1125)		QST30-G5	HCI634K	S-1508

Generator set specifications

Governor regulation class	ISO8528 Part 1 Class G3
Voltage regulation, no load to full load	+0.5%
Random voltage variation	+0.5%
Frequency regulation	Isochronous
Random frequency variation	+0.25%
Radio frequency interference	IEC 801.2, through IEC 801.5, MIL STD 461C, Part 9

Engine specifications

Engine model	QST30-G5
Engine data sheet	DS-5247
EPA Nonroad	TPEM (Tier 2)
Design	4 cycle, V-block, turbocharged and low temperature after-cooled
Bore	140 mm (5.51 in.)
Stroke	165 mm (6.5 in.)
Displacement	30.5 L (1860 in3)
Cylinder block	Cast iron, 50° V 12 cylinder
Battery capacity	8D (qty: 4) 1250 CCA @ 0 °F and 1500 CCA @ 32 °F
Battery charging alternator	24 volt, 35 amp Delco Remy
Starting voltage	24 volt, negative ground
Fuel system	Direct injection: number 2 diesel fuel
Fuel filter	Triple element, 10 micron filtration, spin on fuel filters with water separator. Additional Fleetguard Industrial Pro Pre-filters
Air cleaner type	2-stage dry replaceable element with dust ejectors (qty: 2)
Lube oil filter type(s)	Four spin-on combination full-flow and bypass filters
Oil capacity	154 L (162.8 qt)
Standard cooling system	122 °F (50 °C)

Alternator specifications

Alternator data sheet	ADS-312
Design	Brushless, 4-pole, revolving field
Stator	Double layer lap 2/3 pitch
Rotor	Single bearing, flexible disc
Insulation system	Class H per NEMA MG1-1.65
Standard temperature rise	125/40 °C standby (208/480 VAC), 105/40 °C standby (600 VAC optional)
Exciter type	PMG (Permanent Magnet Generator)
Phase rotation	A (U), B (V), C (W)
Alternator cooling	Direct drive centrifugal fan
AC waveform total harmonic distortion	No load to full linear load, < 3% for any single harmonic
Telephone influence factor (TIF)	< 50 per NEMA MG1-22.43
Telephone harmonic factor (THF)	< 3

Power capability specifications

	Standby rating			
	240 V, 1 phase amps	208 V, 3 phase amps	480 V, 3 phase amps	600 V, 3 phase amps
C1000D6RG		3296	1503	1204

Electrical power panel specifications

Model voltage	120 V duplex receptacles	240 V twist	Load lug connection (stud diameter)	Load lug circuit breakers
208/480 V	2 (15 amps)		1/2	3000 amps
600 V	2 (15 amps)		1/2	1600 amps

Site derating factors

Standby application: The engine may be operated at 1800 rpm up to 2000 ft (600 m) and 104 °F (40 °C) without power deration. For sustained operation above the conditions, derate by 3% per 1000 ft (300 m) and 13% per 18 °F (10 °C).

PowerCommand 3.3 Control System



An integrated microprocessor based generator set control system providing voltage regulation, engine protection, alternator protection, operator interface and isochronous governing. Refer to document S-1570 for more detailed information on the control.

Masterless Load Demand (MLD) - enables generator sets to smartly manage power from paralleled generators to match varying load patterns, enabling units to start/stop automatically based on load demand.

AmpSentry – Includes integral AmpSentry protection, which provides a full range of alternator protection functions that are matched to the alternator provided.

Power management – Control function provides battery monitoring and testing features and smart starting control system. Advanced control methodology – Three phase sensing, full wave rectified voltage regulation, with a PWM output for stable operation with all load types.

Communications interface – Control comes standard with PCCNet and Modbus interface.

Regulation compliant – Prototype tested: UL, CSA and CE compliant.

Service - InPower™ PC-based service tool available for detailed diagnostics, setup, data logging and fault simulation.

Easily upgradeable – PowerCommand controls are designed with common control interfaces.

Reliable design – The control system is designed for reliable operation in harsh environment.

Multi-language support

Operator panel features

Operator/display functions

- Displays paralleling breaker status
- Provides direct control of the paralleling breaker
- 320 x 240 pixels graphic LED backlight LCD
- Auto, manual, start, stop, fault reset and lamp test/panel lamp switches
- Alpha-numeric display with pushbuttons
- LED lamps indicating genset running, remote start, not in auto, common shutdown, common warning, manual run mode, auto mode and stop

Paralleling control functions

- First Start Sensor System selects first genset to close to bus
- Phase Lock Loop Synchronizer with voltage matching
- Sync check relay
- Isochronous kW and kVar load sharing
- Load govern control for utility paralleling

- Extended Paralleling (Base Load/Peak Shave) Mode
- Digital power transfer control, for use with a breaker pair to provide open transition, closed transition, ramping closed transition, peaking and base load functions

Alternator data

- Line-to-Neutral and Line-to-Line AC volts
- 3-phase AC current
- Frequency
- kW, kVar, power factor kVA (three phase and total)

Engine data

- DC voltage
- Engine speed
- Lube oil pressure and temperature
- Coolant temperature
- Comprehensive FAE data (where applicable)

Other data

- Genset model data
- Start attempts, starts, running hours, kW hours
- Load profile (operating hours at % load in 5% increments)
- Fault history
- Data logging and fault simulation (requires InPower)

Standard control functions

Digital governing

- Integrated digital electronic isochronous governor
- Temperature dynamic governing

Digital voltage regulation

- Integrated digital electronic voltage regulator
- 3-phase, 4-wire Line-to-Line sensing
- Configurable torque matching

AmpSentry AC protection

- AmpSentry protective relay
- Over current and short circuit shutdown
- Over current warning
- Single and three phase fault regulation
- Over and under voltage shutdown
- Over and under frequency shutdown
- Overload warning with alarm contact
- Reverse power and reverse Var shutdown
- Field overload shutdown

Engine protection

- Battery voltage monitoring, protection and testing
- Overspeed shutdown
- Low oil pressure warning and shutdown
- High coolant temperature warning and shutdown
- Low coolant level warning or shutdown
- Low coolant temperature warning
- Fail to start (overcrank) shutdown
- Fail to crank shutdown
- Cranking lockout
- Sensor failure indication
- Low fuel level warning or shutdown
- Fuel-in-rupture-basin warning or shutdown
- Full authority electronic engine protection


Ratings definitions

Standby:

Applicable for supplying emergency power for the duration of normal power interruption. No sustained overload capability is available for this rating. (Equivalent to Fuel Stop Power in accordance with ISO 3046, AS 2789, DIN 6271 and BS 5514). Nominally rated.

Prime (unlimited running time):

Applicable for supplying power in lieu of commercially purchased power. Prime power is the maximum power available at a variable load for an unlimited number of hours. A 10% overload capability is available for limited time. (Equivalent to Prime Power in accordance with ISO 8528 and Overload Power in accordance with ISO 3046, AS 2789, DIN 6271, and BS 5514).



Dimensions

Model	Dim "A" mm (in.)	Dim "B" mm (in.)	Dim "C" mm (in.)	Weight w/o fuel kg (lbs)	Weight with fuel kg (lbs)	Fuel capacity liters (gal)
C1000D6RG	9119 (359)	2438 (96)	2896 (114)	15594 (34600)	21182 (46698)	6450 (1704)
With chassis	9119 (359)	2438 (96)	4064 (160)	18724 (41280)	24212 (53378)	6450 (1704)

Note: Optional cold weather package adds 54 kg (120 lbs).
Optional Transport Canada fuel tank capacity 1300 gal.

Fuel consumption

60 Hz ratings, kW (kVA)	Load	Standby 1000 (1250)				Prime 900 (1125)			
		1/4	1/2	3/4	Full	1/4	1/2	3/4	Full
		US Gal/hr	19.1	35.8	54.1	72.2	17.3	32.1	47.5
	L/hr	72.3	135.5	204.8	273.3	65.5	121.5	179.8	241.9

Specifications

Model	KW rating		Sound level at full load dB(A) @ 7 m	Tier rating Standby	Hours of operation (75% load)	
	Standby	Prime			Standby	Prime
C1000D6RG	1000	900	75 dBa	TPEM (Tier II)	31	35
					With Transport Canada fuel tank	
					24	27





Accessories

Name	Part Number
30 ft. Air Ride Chassis	0410-1379
Fueling Ladder	0410-1372
Access Ladder*	0410-1371
Folding Ladder	0410-1362

* One access ladder provided with purchase of unit

Codes and standards

Below certifications are for generator set only

	This generator set is designed in facilities certified to ISO 9001 and manufactured in facilities certified to ISO 9001 or ISO 9002.		The generator set is available Listed to UL 2200, Stationary Engine Generator Assemblies.
	The Prototype Test Support (PTS) program verifies the performance integrity of the generator set design. Cummins products bearing the PTS symbol meet the prototype test requirements of NFPA 110 for Level 1 systems.	U.S.EPA	Engine previously certified to U.S EPA Nonroad Source Emissions Standards, 40 CFR 89, Tier 2. The engine used in this generator set may be used in mobile applications in accordance with the EPA transition Program for equipment Manufacturers (TPEM); this provision has specific limitations (see 40 CFR 1039.625
	All low voltage models are CSA certified to product class 4215.		

For more information contact your local Cummins distributor or visit power.cummins.com

Our energy working for you.™

